

II . Business Performance

1. Overall Business Performance Analysis

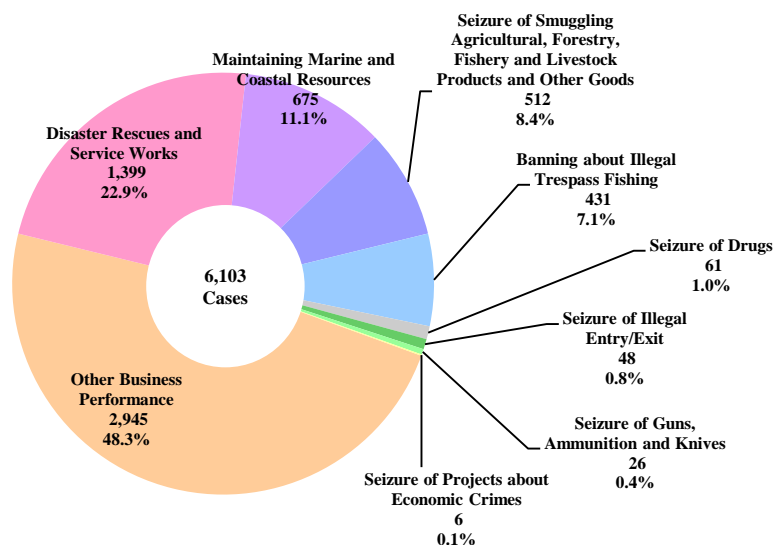
The business performance of CGA was divided by case characteristics, into such 10 categories as “Seizure of Guns, Ammunition and Knives”, “Seizure of Narcotics”, “Seizure of Smuggling Agricultural, Forestry, Fishery and Livestock Products and Other Goods”, “Seizure of Illegal Entry/Exit”, “Seizure of Human Trafficking”, “Seizure of Projects about Economic Crimes”, “Banning about Illegal Trespass Fishing”, “Maintaining Marine and Coastal Resources”, “Disaster Rescues and Service Works” and “Other Business Performance”. In this section, the number of overall business performance cases and the number of suspects will be first analyzed, and each category of business performance will be analyzed in next section.

1.1 Statistics of Performance Cases

1.1.1 Structure and changes of performance cases

There were total 5,968 business performance cases of CGA in 2023, increased by 1,290 cases or 27.6% comparing with last year; if cross-categories cases were counted, the total number of cases was 6,103, increased by 1,288 cases or 26.7%, mainly due to Other Business Performance increased by 899 cases, Seizure of Smuggling Agricultural, Forestry, Fishery and Livestock Products and Other Goods increased by 269 cases, and Disaster Rescues and Service Works increased by 122 cases. To make an observation by category, among total business performance, Other Business Performance with 2,945 cases was the most, accounting for 48.3%, due to the influence of 1,659 Dealing with Violation of Vessel and Fishery Management Cases, 379 Fishing Rights Protection and Exclusive Economic Zone Patrol cases, and 256 Banning Trespass Non-Fishing Vessels cases; the next was Disaster Rescues and Service Works with 1,399 cases, accounting for 22.9%; the third was Maintaining Marine and Coastal Resources with 675 cases, accounting for 11.1%.

Figure 2.1 2023 Structure of Business Performance Cases



1.1.2 The statistics of performance cases by sector

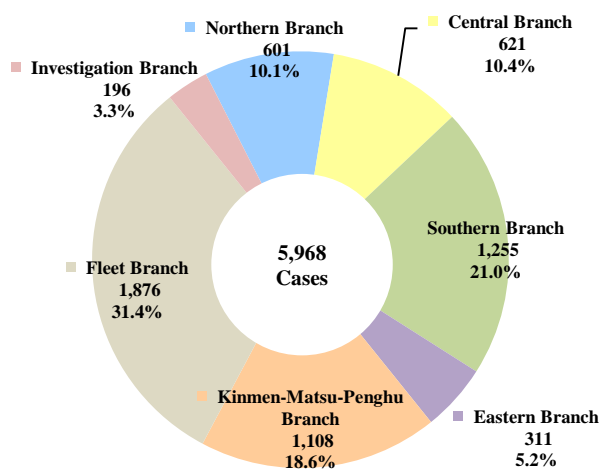
CGA has eight branches, and due to the different business characteristics of the dispatched units and the different boundary areas of the jurisdictions, the effectiveness of the investigations was slightly different. The following is to make an observation by each branch where Coastal Patrol Corps, Offshore Flotilla, and Reconnaissance Brigade are included:

Coastal Patrol Corps was included in Northern, Central, Southern, Eastern, and Kinmen-Matsu-Penghu Branches. In 2023, total number of business performance cases was 3,896, if cross-categories cases were counted, the total number of cases was 3,902, increased by 1,130 cases or 40.8% comparing with last year. As for the seizure category, Other Business Performance, among which Violation of Vessel and Fishery Management Cases was the main category, ranked the 1st, accounting for 51.2%; Disaster Rescues and Service Works as the second, accounting for 21.6% and Maintaining Marine and Coastal Resources as the third, accounting for 14.9% and Seizure of Smuggling Agricultural, Forestry, Fishery and Livestock Products and Other Goods as the fourth, accounting for 11.4%.

Fleet Branch including the Offshore Flotilla seized 1,876 cases in 2023, if cross-categories cases were counted, the total number of cases was 1,991, increased by 191 cases or 10.6% comparing with last year. As for the seizure category, Other Business Performance, among which Fishing Rights Protection and Exclusive Economic Zone Patrol, and Banning Trespass Non-Fishing Vessels were the main type (accounting for 44.8%), Disaster Rescues and Service Works (27.2%), Banning about Illegal Trespass Fishing (21.2%) were the top three.

Investigation Branch including the Reconnaissance Brigade seized 196 cases in 2023, if cross-categories cases were counted, the total number of cases was 210, decreased by 33 cases or 13.6% comparing with last year. The main seizure categories were crime investigation cases such as Other Business Performance, among which Seizure of Undocumented Migrant Worker Cases was the main category (26.7%), Seizure of Narcotics, Seizure of Smuggling Agricultural, Forestry, Fishery and Livestock Products and Other Goods (accounting for 24.8% respectively) in turn.

Figure 2.2 2023 The Statistics of Business Performance Cases — by Sector



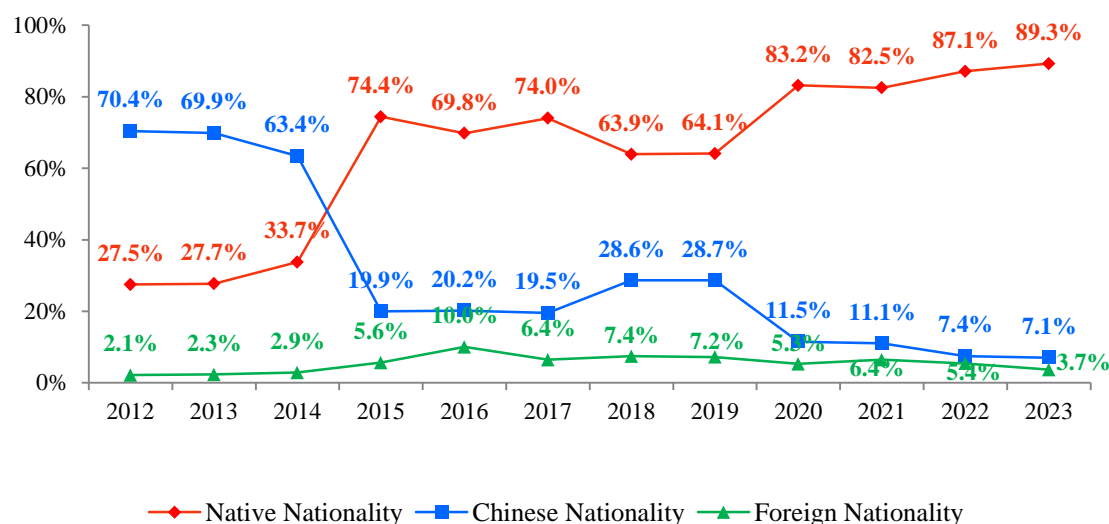
1.1.3 Seized area for performance cases

If the seized areas are divided into six areas as sea, coast, port, waterway, inland and airport; in 2023, the mainly seized areas were three as port accounting for 47.8%, sea accounting for 29.9% and coast accounting for 17.9% in turn. If an observation is made by county/city, there were 1,685 seized cases in three counties as Kinmen, Lienchiang, and Penghu in offshore islands of Taiwan, accounting for 28.2%. In Taiwan Island, there were 752 seized cases in Kaohsiung City as the top one, accounting for 12.6%, 470 seized cases in Pingtung County as the second, accounting for 7.9%, and 433 seized cases in New Taipei City as the third, accounting for 7.3%.

1.2.1 The suspects seized by sex and nationality

There were total 3,446 suspects seized for business performance of CGA in 2023, with an increase of 1,070 persons, comparing with last year. If an observation is made by nationality, there were 3,077 natives, accounting for 89.3%, 243 Chinese suspects, accounting for 7.1%, and 126 foreigners, accounting for 3.7%. If an observation is made by sex, 3,301 persons were male, accounting for 95.8%, and 145 persons were female, accounting for 4.2% only.

Figure 2.3 The Statistics of Suspects for Business Performance for Years
— by Nationality



1.2.2 The suspects seized by age and education

Among the suspects seized in 2023, most were 40 years old and over, accounting for 75.2%; those who 30 ~ 39 years old were accounting for 12.7%. If an observation is made by education, 1,844 persons of illiterate (including unknown) were the most, accounting for 53.5%; 538 persons graduated from senior (vocational) high school ranked the second, accounting for 15.6%; 488 persons graduated from junior (vocational) high school, accounting for 14.2% and 412 persons from elementary school, accounting for 12.0%, ranked 3rd and 4th respectively. In terms of case category, the suspects of Seizure of Guns, Ammunition and Knives, Seizure of Narcotics most were graduated from senior (vocational) high school and Junior (Vocational) High School; the suspects of Seizure of Smuggling Agricultural, Forestry, Fishery and Livestock Products and Other Goods most were graduated from senior (vocational) high school, Illiterate (Include Unknown) and Junior (Vocational) High School; the suspects of Seizure of Illegal Entry/Exit, most were graduated from senior (vocational) high school or below ; the suspects of Banning about Illegal Trespass Fishing most were graduated from Illiterate (Include Unknown) and Elementary School; the suspects of Seizure of Projects about Economic Crimes , Maintaining Marine and Coastal Resources and Other Business Performance most were illiterate (including unknown).

Figure 2.4 2023 The Statistics of Suspects for Business Performance — by Age

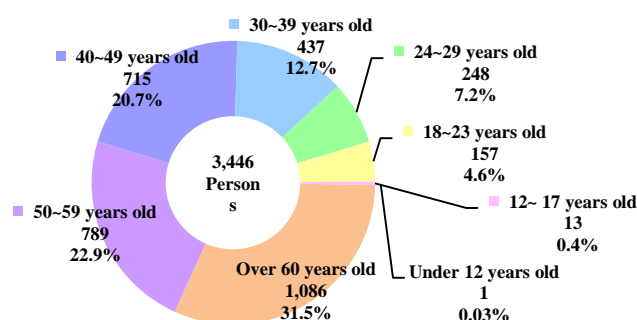
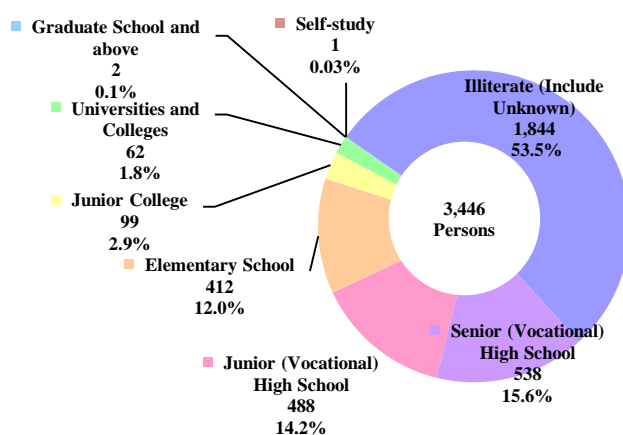


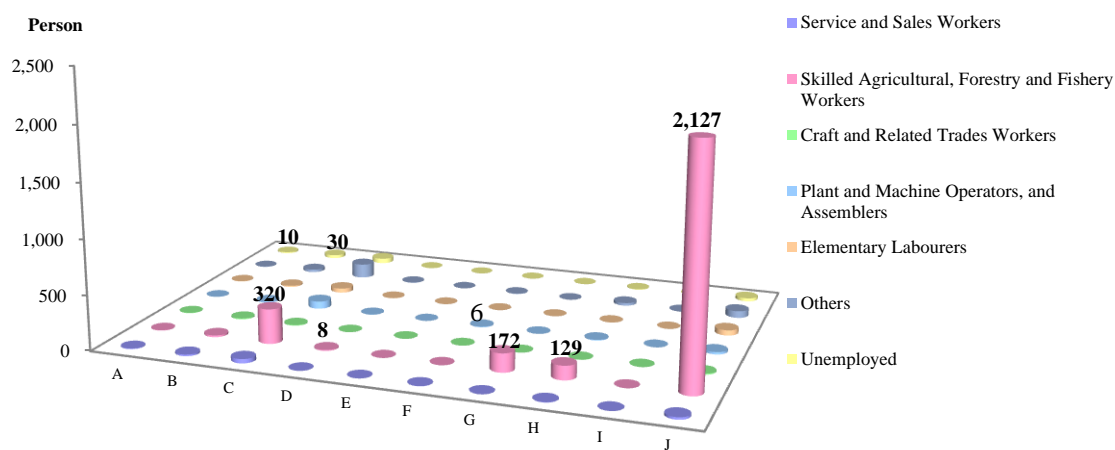
Figure 2.5 2023 The Statistics of Suspects for Business Performance — by Education



1.2.3 The suspects seized by occupation

Among the suspects seized in 2023, most were Skilled Agricultural, Forestry and Fishery Workers of 2,762 persons, accounting for 80.2%. In terms of case category, most suspects of Seizure of Guns, Ammunition and Knives and Seizure of Narcotics were Unemployed; most suspects of Seizure of Projects about Economic Crimes were Plant and Machine Operators, and Assemblers; most suspects of remained seized case were Skilled Agricultural, Forestry, and Fishery Workers.

Figure 2.6 2023 The Statistics of Suspects for Business Performance
— by Occupation



A : Seizure of Guns, Ammunition and Knives

B : Seizure of Narcotics

C : Seizure of Smuggling Agricultural, Forestry, Fishery and Livestock Products and Other Goods

D : Seizure of Illegal Entry/Exit

E : Seizure of Human Trafficking

F : Seizure of Projects about Economic Crimes

G : Banning about Illegal Trespass Fishing

H : Maintaining Marine and Coastal Resources

I : Disaster Rescues and Service Works

J : Other Business Performance

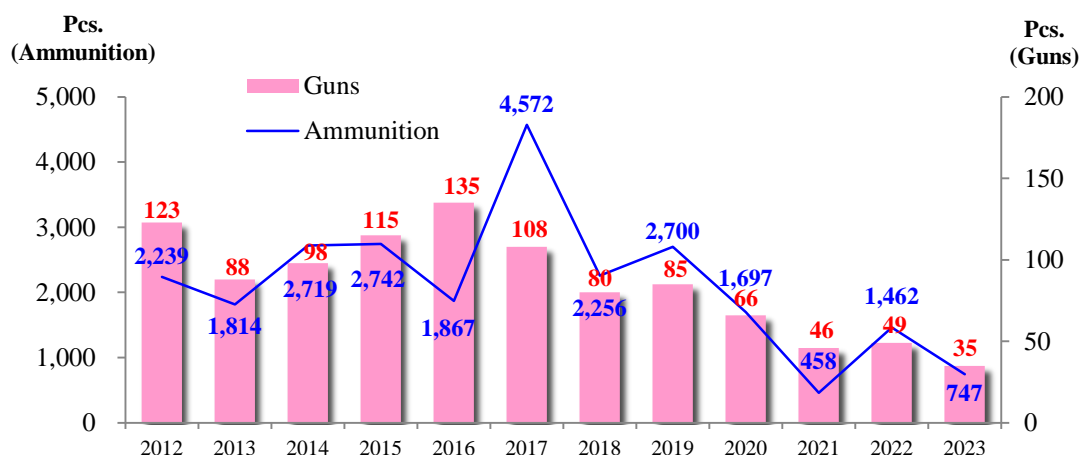
2. Analysis of Major Case Categories

2.1 The Statistics of Guns, Ammunition and Knives Seized

The number of Guns, Ammunition and Knives Seized in 2023 was 26 cases, decreased by 1 case or 3.7% comparing with last year, among which 35 guns were seized with a decrease of 14 pieces or 28.6%; 747 pieces of ammunition were seized with a decrease of 715 pieces or 48.9%. By seized sector, the Investigation Branch seized 17 cases as the most, accounting for 65.4%; the Fleet Branch seized 7 cases as the second, accounting for 26.9%; the Southern and the Kinmen-Matsu-Penghu Branch respectively seized 1 case as the third, accounting for 3.8%. As for the areas where the Guns, Ammunition and Knives Seized, inland was the most, accounting for 84.6%.

If an observation is made by county/city, there were 10 pieces of guns seized in Hsinchu City as the most, 5 pieces seized in Keelung City as the second, and 4 pieces seized in Pingtung County as the third. In addition, in term of ammunition seized, there were 527 pieces seized in Hsinchu City as the most, 58 pieces seized in Miaoli County as the second and 50 pieces seized in Hsinchu County as the third.

Figure 2.7 The Statistics of Guns and Ammunition Seized for Years

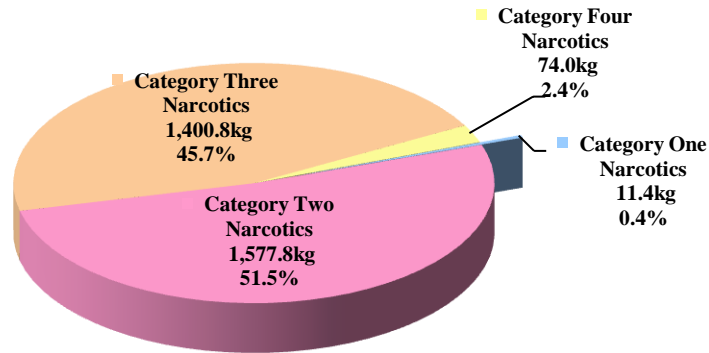


2.2 The Statistics of Narcotics Seized

61 cases and 3,064.0 kg of narcotics were seized in 2023, among which 1,577.8 kg of Category Two Narcotics were seized, accounting for 51.5% as the most, among which Cannabis as the major, accounting for 88.0%; 1,400.8 kg of Category Three Narcotics were seized, accounting for 45.7% as the second, among which Ketamine as the major, accounting for 76.2%; 74.0 kg of Category Four Narcotics were seized, accounting for 2.4% as the third, among which 2-Bromo-4-Methylpropionophenone for 67.6%; 11.4 kg of Category One Narcotics were seized, accounting for 0.4% as the Fourth, among which Cocaine for 91.5%. In addition, 3 narcotics

manufacturing factories listed by National Police Agency were situated in Miaoli County, Changhua County, and Chiayi City respectively.

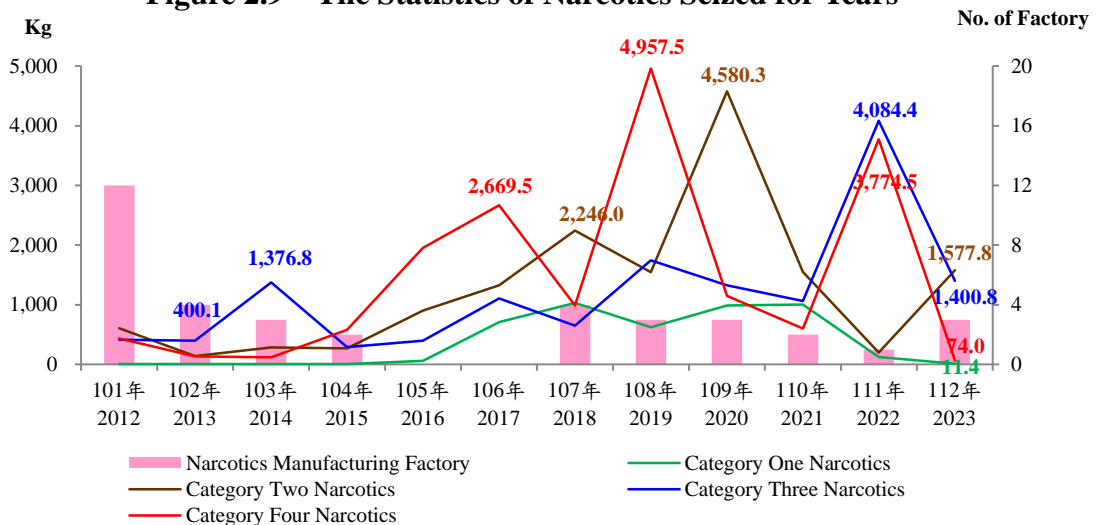
Figure 2.8 2023 The Statistics of Narcotics Seized Structure



Comparing with last year, the number of seized cases decreased by 17 cases or 21.8%, and the seized number of narcotics decreased by 5,118.5 kg or 62.6%. Among which Category Four Narcotics decreased by 3,700.5 kg or 98.0%. Category Three Narcotics decreased by 2,683.5kg or 65.7%. Category One Narcotics decreased by 113.5 kg or 90.9%. Category Two Narcotics increased by 1,379.0 kg or 693.7%.

To make an observation by seized sector, the mainly seized as the Investigation Branch 52 cases (accounting for 85.2%), the Kinmen-Matsu-Penghu Branch 5 cases (8.2%), the Fleet Branch 4 cases (6.6%) were in turn. As for the areas where the Narcotics Seized, inland was the most, accounting for 68.9%. To make an observation on seized number of narcotics by county/city, where the seized quantity was over 500 kg, Kaohsiung City (1,758.6kg), and Keelung City (881.8kg) were in turn, together accounting for 86.2%.

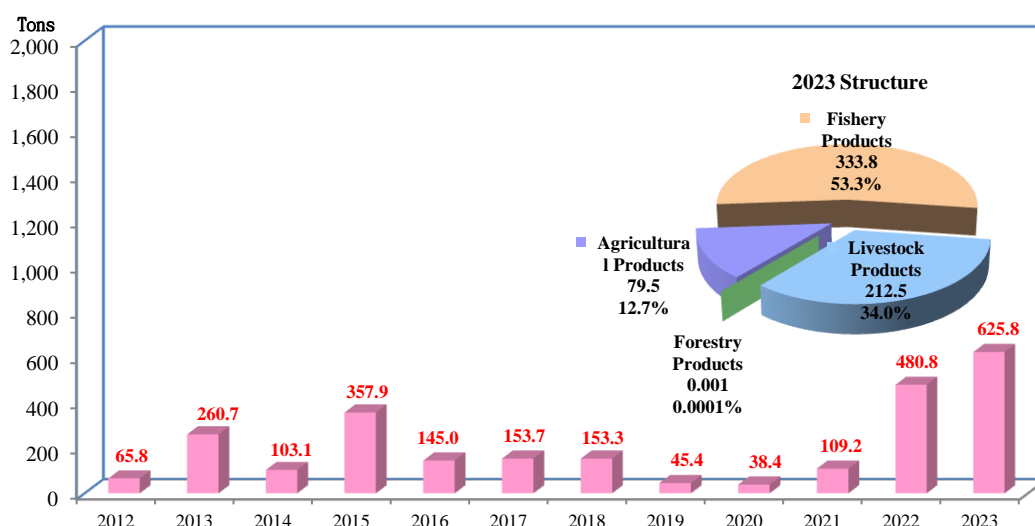
Figure 2.9 The Statistics of Narcotics Seized for Years



2.3 The Statistics of Smuggling Agricultural, Forestry, Fishery and Livestock Products and Other Goods Seized

In 2023, there were 512 cases of Seizure of Smuggling Agricultural, Forestry, Fishery and Livestock Products and Other Goods, more 269 cases or 110.7% than last year. By seized sector, the Kinmen-Matsu-Penghu Branch seized 237 cases as the most, accounting for 46.3%; the Southern Branch seized 173 cases as the second, accounting for 33.8%; the Investigation Branch seized 52 cases as the third, accounting for 10.2%. As for the seized areas, port was the major, accounting for 83.8%. In addition, according to the source of smuggling and the source of channels, it is observed that if unknown area and unknown channel were excluded, 284 cases from Mainland China and 238 cases smuggling by the parcel post were the major respectively. The analysis is described by seized items as follows:

Figure 2.10 The Statistics of Agricultural, Forestry, Fishery and Livestock Products Seized for Years



2.3.1 Agricultural, Forestry, Fishery and Livestock Products

In 2023, total 202 cases and 625.8 tons of the Agricultural, Forestry, Fishery and Livestock Products were seized, with an increase of 31 cases and 145.0 tons comparing with last year. Among which the seized number of fishery products were 333.8 tons, with an increase of 1.2 tons comparing with last year, among which most of the catches were hairtail, four-finger threadfin, yellow croaker, and swordfish belly. As for the livestock products, the number of seizures was 212.5 tons, with an increase of 66.2 tons, most of which were beef and offal. The seized number of agriculture products was 79.5 tons, with an increase of 77.6 tons, mainly the Chinese mushrooms.

2.3.2 Other Smuggling Goods

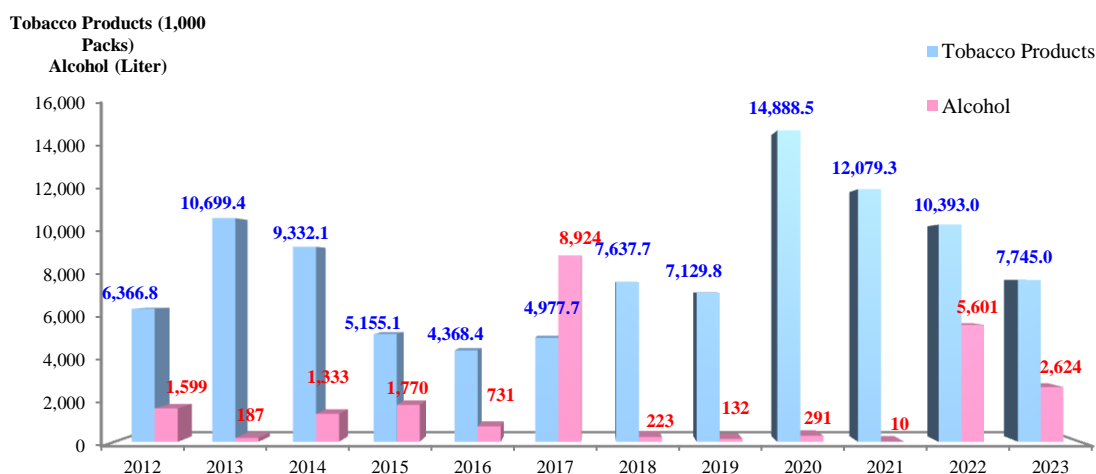
The other smuggling goods included tobacco products, imitation tobacco products, alcohol, and other goods. In 2023, a total of 336 cases of the Other Smuggling Goods were seized, with an increase of 263 cases or 360.3% than last year, mainly because the Coast Patrol Crops 5, the Coast

Patrol Crops 9 and the Coast Patrol Crops 10 seized 190 cases of smuggling Chinese manufactured food (snail lion powder) with 10.0 tons by freighter inspection.

In 2023, there were 7,744,955 packs of smuggling tobacco products seized. Comparing with last year, the number was decreased by 2,648,086 packs or 25.5%, among which 3,221,982 packs of Domestic tobacco products were seized as the most, accounting for 41.6%, with an increase of 2,536,656 packs, comparing with last year. 3,011,146 packs of foreign tobacco products were seized as the second, accounting for 38.9%, with a decrease of 880,822 packs. 1,511,827 packs of Chinese tobacco products were seized, accounting for 19.5%, with a decrease of 4,303,920 packs. If an observation is made by county/city, 2,121,903 packs were seized in Kaohsiung City, following by 1,499,327 packs seized in Chiayi County and 720,676 pack seized in New Taipei City in turn, together accounting for 56.1%. In 2023, total 23 cases of the imitation tobacco products with 1,327 milliliters were seized, all of which are e-cigarettes.

In 2023, the total number of smuggling alcohols were 2,624 liters, with a decrease of 2,977 liters or 53.2% comparing with last year. Among which, there were 1,766 liters of foreign alcohol, accounting for 67.3%, with a decrease of 2,647 liters, 849 liters of domestic alcohol, accounting for 32.4% , with an increase of 849 liters and 9 liters of Chinese alcohol with a decrease of 1,179 liters, accounting for 0.3% only. The seized countries/cites are only distributed in Lienchiang County (2,615 liters), and Kaohsiung City (9 liters).

Figure 2.11 The Statistics of Tobacco, Alcohol for Years



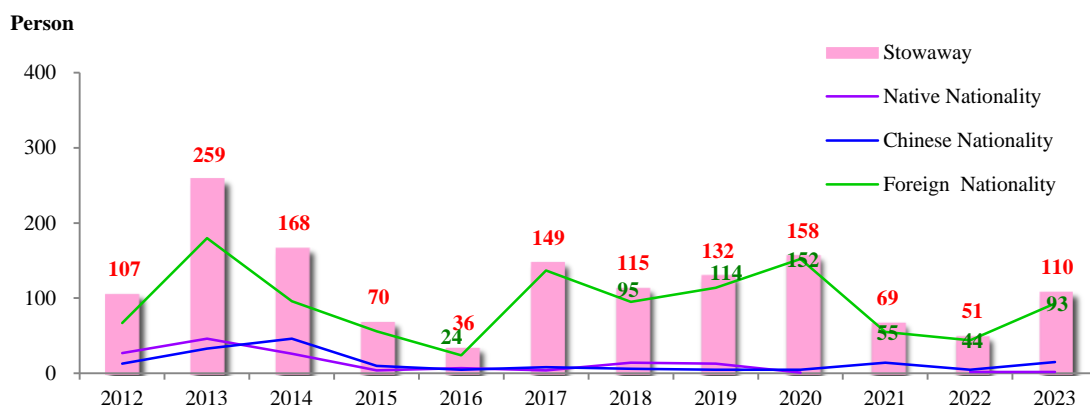
2.4 The Statistics of Illegal Entry/Exit Seized

In 2023, there were 48 Seizure of Illegal Entry/Exit cases, 15 suspects and 110 stowaways. Comparing with last year, 1 case , and 9 suspects and 59 stowaways were increased respectively. Among stowaways, there were 93 foreigners (87 persons of Vietnamese nationality and 4 persons of Indonesian nationality and 2 persons of Filipino nationality included) as the most, accounting for 84.5%, with an increase of 49 persons; 15 Chinese persons as the second, accounting for 13.6%, with an increase of 10 persons; 2 natives as the third, accounting for 1.8%, same as last year.

To observe by seized sector, the Investigation Branch seized 20 cases (accounting for 41.7%), the Fleet Branch 16 seized cases (33.3%), the Kinmen-Matsu-Penghu Branch seized 10 cases (20.8%) , the Central and the Southern Branch respectively seized 1case (2.1%).

As for the cross analysis made on seized area and county/city, it showed inland of 24 cases as the most, which mainly in Taichung City (4 cases), Taoyuan City, Hsinchu City and Nantou County (3 cases respectively), as the top four; 19cases were seized at coast as the second, mainly in Kinmen County (8 cases); 3 cases were seized at sea as the third, distributing in Pingtung County (2 cases) and Penghu County (1 case) .

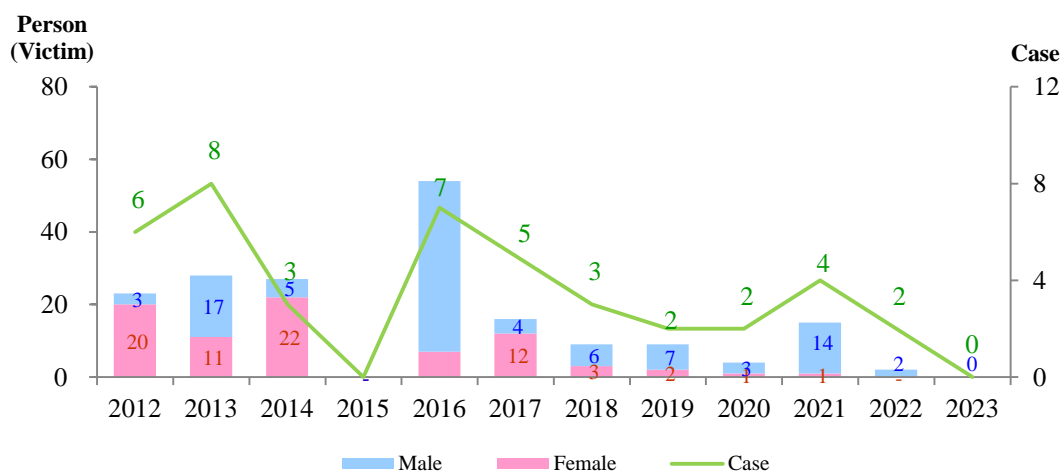
Figure 2.12 The Statistics of Stowaways Seized for Years



2.5 The Statistics of Human Trafficking Seized

In 2023, there was no Human Trafficking case. Comparing with last year, 2 cases, 3 suspects, and 2 rescued victims decreased respectively.

Figure 2.13 The Statistics of Human Trafficking Seized for Years



2.6 The Statistics of Projects about Economic Crimes Seized

The Projects about Economic Crimes seized by CGA included four categories as Seizure of Counterfeit Currency Cases, Seizure of Counterfeits and Piracies Cases, Seizure of Violate the Money Laundering Control Act Cases, and Seizure of Counterfeit, Substandard and Banned Drugs. In 2023, there were 6 cases of Projects about Economic Crimes seized, all of which were Seizure of Counterfeit, Substandard and Banned Drugs. Compared with last year, there were 16 fewer cases, mainly due to the decrease of 15 cases of Seizure of Counterfeit, Substandard and Banned Drugs in accordance with the revision of the “The Tobacco Hazard Prevention Act” on March 22 ,2023, that emerging tobacco products such as e-cigarettes have been included in the management of “imitation tobacco products”, the item “e-cigarette liquid” of The Seizure of Counterfeit, Substandard and Banned Drugs moved to the imitation tobacco products of The Smuggling Agricultural, Forestry, Fishery, and Livestock Products and Other Goods.

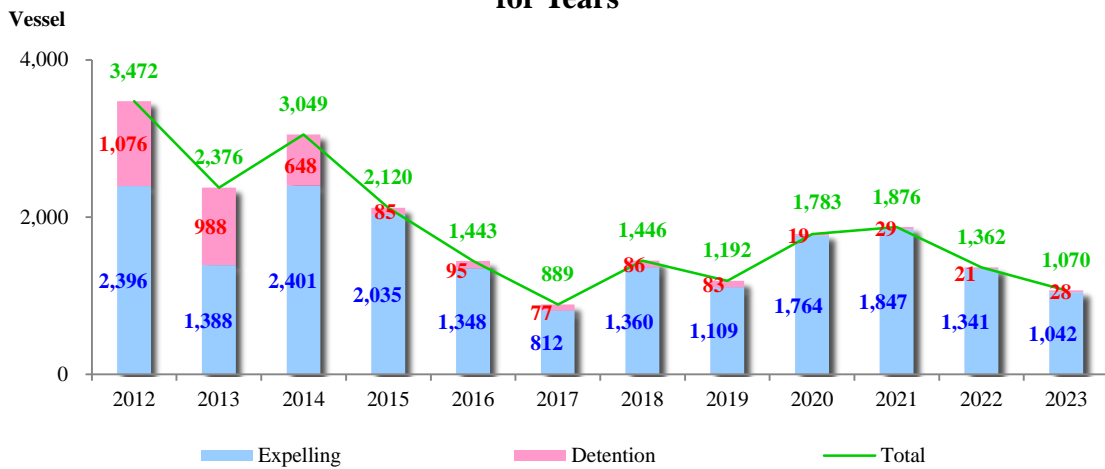
2.7 The Statistics of Banning about Illegal Trespass Fishing

In 2023, CGA continuously deployed in advance and mobilized vessels to detect trespass fishing of Chinese and foreign fishing boats; and for the three northern islands, and the key sea areas such as Kinmen, Matsu and Penghu, CGA combined the three-tiered surveillance and detection line of watch, radar and shore patrol, and implement expanded prohibitions to effectively deter trespassing vessels and ensure the safety of fishermen’s operations.

In 2023, there were 1,070 vessels seized in 431 Banning about Illegal Trespass Fishing cases. There were 28 Detention vessels, all of which were Chinese nationality. Among 1,042 Expelling vessels, most were Chinese nationality of 1,006 vessels, accounting for 96.5%, and the next were foreign nationality of 36 vessels, accounting for 3.5%, all Vietnamese nationality. Comparing with last year, 24 Banning about Illegal Trespass Fishing cases increased, and 292 banned vessels were decreased. Among which, 7 Detention vessels were increased, and 299 Expelling vessels were decreased respectively.

If an observation is made by county/city, for Detention vessels, there were 13 vessels banned in Kinmen County, 8 vessels in Penghu County, and 4 vessels in Lienchiang County respectively, together accounting for 89.3%. As for the city/county, in which the number of Expelling Chinese nationality vessels was more than 100 that Lienchiang County (202 vessels), New Taipei City (166 vessels), Kinmen County (159 vessels), and Penghu County (125 vessels) were in turn, together accounting for 64.8%; and the expelled vessels of foreign (Vietnamese) nationality were in turn in Nansha, Dongsha and the South West Sea Area.

Figure 2.14 The Statistics of Banning about Illegal Trespass Fishing of Vessels for Years



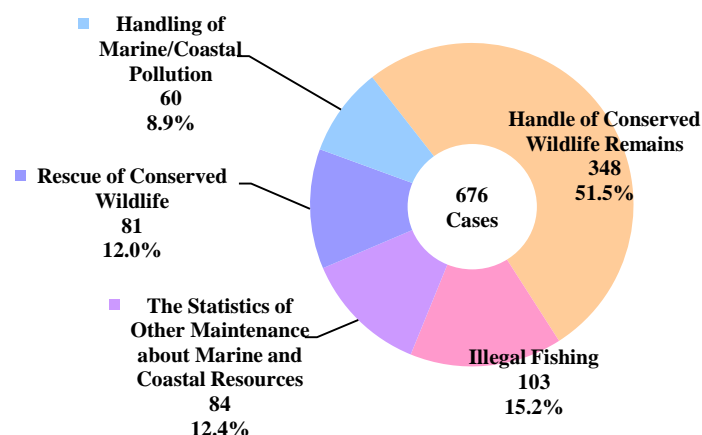
2.8 The Statistics of Maintaining Marine and Coastal Resources

In 2023, there were 169 suspects seized in 675 cases of Maintaining Marine and Coastal Resources. Comparing with last year, 9 cases increased and 33 suspects were decreased respectively. If cross-categories cases were counted, the total number of cases was 676, increased by 8 cases comparing with last year.

To make an observation by seized category, 348 cases of Handle of Conserved Wildlife Remains were the most, accounting for 51.5%, following by 103 cases of Illegal Fishing (accounting for 15.2%), 84 cases of The Statistics of Other Maintenance about Marine and Coastal Resources (12.4%), 81 cases of Rescue of Conserved Wildlife (12.0%), 60 cases of Handling of Marine/Coastal Pollution (8.9%) in turn.

To observe by seized sector, the Northern Branch seized 166 cases as the most, accounting for 24.6%, the Kinmen-Matsu-Penghu Branch seized 156 cases as the second, accounting for 23.1%, and the Southern Branch seized 95 cases as the third, accounting for 14.1%. In terms of seized area, the top three were coast accounting for 56.4%, sea accounting for 23.9%, and port accounting for 19.1% respectively. As for county/city, 97 seized cases in Penghu County were the top, 73 seized cases in Yilan County and 71 seized cases in Taitung County ranked 2nd and 3rd, among which Handle of Conserved Wildlife Remains was the major.

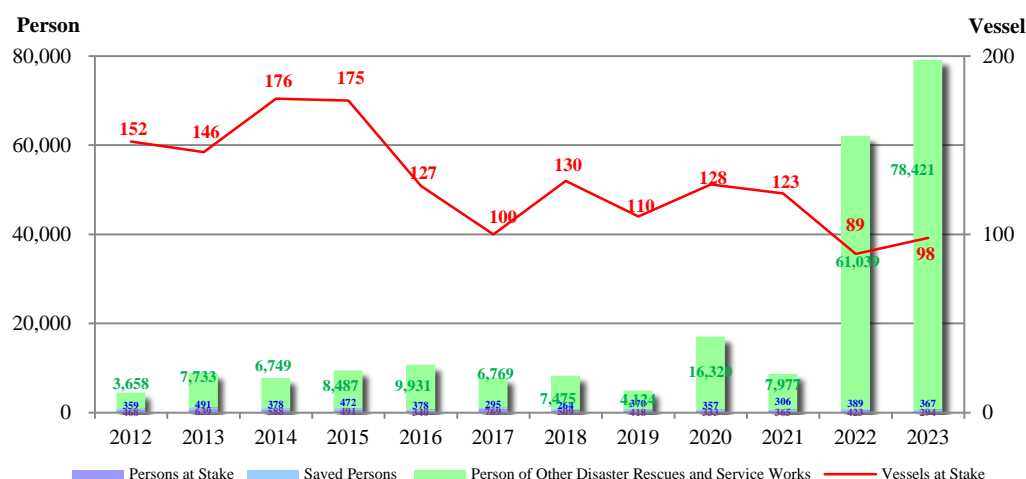
Figure 2.15 2023 The Statistics of Maintaining Marine and Coastal Resources



2.9 The Statistics of Disaster Rescues and Service Works

In 2023, there were 1,399 cases of Disaster Rescues and Service Works, including three categories as Rescue, LifeSaving, and Other Disaster Rescues and Service Works, among which “Rescue” refer to vessels, crew, and passengers at stake with immediate danger due to the causes as casualty, engine breakdown, collision, leakage, stranded, fired and propeller twist that CGA dispatches staff, ships, aircrafts or other machinery equipment to participate in the rescue operations. “LifeSaving” refers to persons who fell into the water, injured, or ill due to engaging the water work or behavior, with fatal risk that CGA participate in the rescue. As for “Other Disaster Rescues and Service Works”, refer to other disaster rescues and service works which cannot be classified to subclasses of Rescue and Lifesaving, including Handling (Salvage) of Corpses, Handling of Maritime Disputes, Guard Services of Vessel in Distress, Medical Evacuation Services of Emergent Injured and Patients in Outlying Islands and Offshore Islands, Passenger Transportation Managements and Material Relief Services, Rescue Services of Coastal Emergency, Safety Maintenances of Maritime Activities (Water Sports), and Others service works. They are described respectively as follows:

Figure 2.16 The Statistics of Disaster Rescues and Service Works for Years



2.9.1 Rescue Statistics

In 2023, there were 94 rescue cases, 98 vessels at stake, and 294 persons at stake. Comparing with last year, 7 cases and 9 vessels were increased, and 129 persons were decreased respectively. To make an observation by incident handling areas, the cases happened at sea, port and coast in order, where 68 rescue cases (accounting for 72.3%), 68 vessels at stake, and 253 persons at stake were at sea, with an increase of 7 cases, 6 vessels, and a decrease of 109 persons comparing with last year; 20 cases (21.3%), 24 vessels, and 25 persons were at port, with an increase of 5 cases, 8 vessels, and a decrease of 5 persons. There were 6 cases (6.4%), 6 vessels, and 16 persons were at coast, with a decrease of 4 cases, 4 vessels, and 14 persons.

In 2023, there were 75 vessels for fishing at stake with most types of fishing vessels, fishing rafts and sampans, accounting for 76.5%. Among the causes of marine incident, engine breakdown was the major, accounting for 48.0%, fired as the second, accounting for 24.5%, and casualty as the third, accounting for 7.1%. As for the rescue results of persons at stake, rescued persons accounted for 96.6%, missing and dead persons respectively accounted for 2.0% and 1.4%.

Figure 2.17 2023 The Causes of Vessel at Stake Statistics

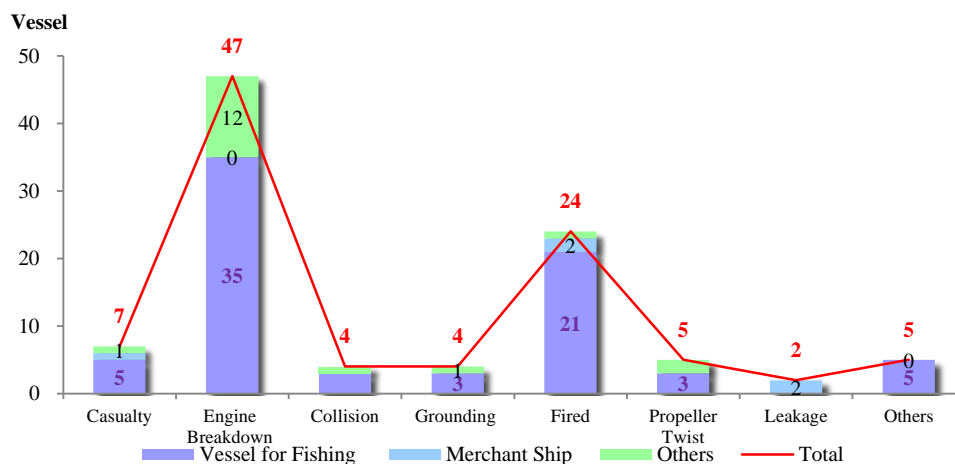
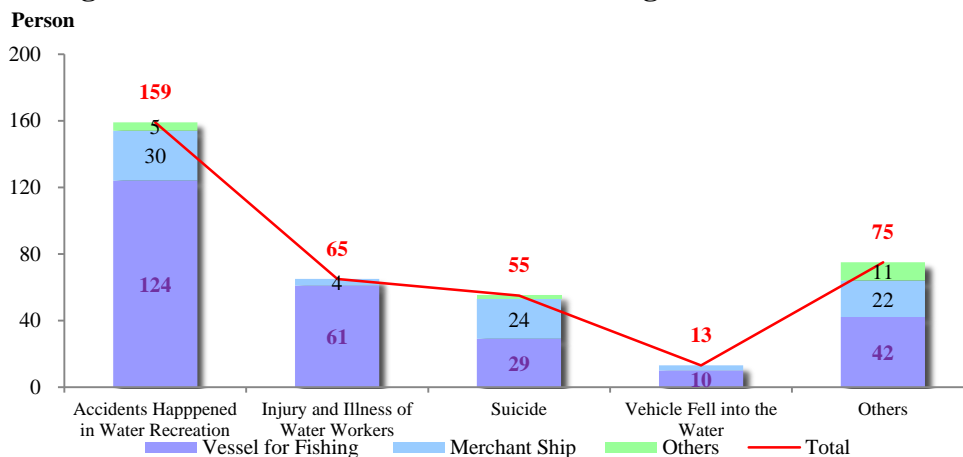


Figure 2.18 2023 The Causes of LifeSaving accident Statistics



2.9.2 LifeSaving Statistics

In 2023, there were 282 LifeSaving cases and 367 saved persons, comparing with last year, 9 cases and 22 saved persons were decreased respectively. To observe by the incident handled areas, the cases happened at coast(accounting for 36.2%), sea(34.8%) , and port(23.4%), and waterway(5.7 %) in order. Among the incident handled county/city in which the number of cases more than 20, New Taipei City, Pingtung County, Keelung City, Tainan City and Penghu County were in turn, together accounting for 51.8%.

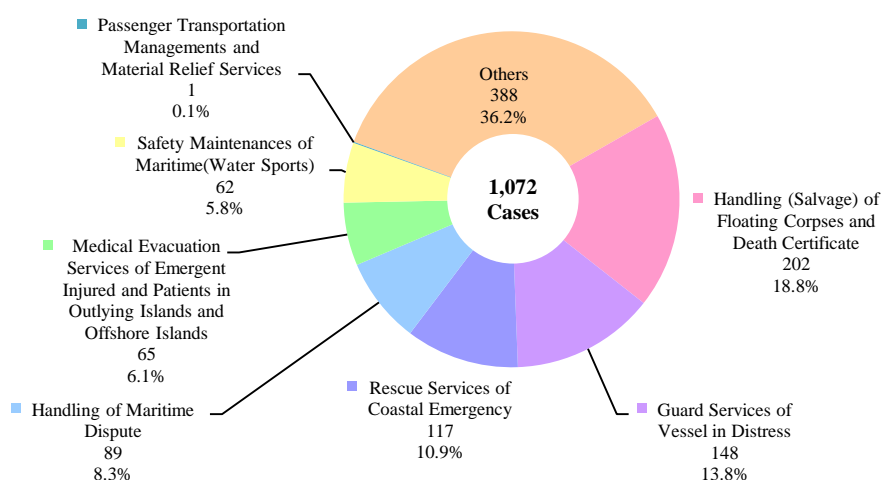
Among the causes of LifeSaving accident, Accidents Happened in Water Recreation 159 saved persons was the major, accounting for 43.3%. In addition, the rescued persons accounted for 72.5% of the total number of saved persons, dead and missing persons respectively accounted for 22.6% and 4.9%.

2.9.3 Other Disaster Rescues and Service Works Statistics

In 2023, there were 1,040 Other Disaster Rescues and Service Works cases, and 78,421 persons of disaster rescues and service works. Comparing with last year, 110 cases were increased; 17,382 persons of disaster rescues and service works were increased, mainly due to Safety Maintenances of Coast and Maritime (Water Sports) Activities, increased by 16,429 persons. To observe by handled sector, there were 406 cases handled by the Fleet Branch as the most, accounting for 39.0%, which mainly were Guard Services of Vessel in Distress, Handling of Maritime Disputes, and Medical Evacuation Services of Emergent Injured and Patients in Outlying Islands and Offshore Islands. Among the incident handled county/city, 123 cases respectively were handled in New Taipei City and Yilan County as the most, following by 122 cases handled in Kaohsiung City, and 118 cases handled in Taitung County in turn.

For additional cross-category cases statistics, there were 1,072 Other Disaster Rescues and Service Works cases in 2023, among which the number of cases more than 100 were Others, Handling (Salvage) of Corpses and Death Certificate, Guard Services of Vessel in Distress, and Rescue Services of Coastal Emergency in turn, together accounting for 79.8%.

Figure 2.19 2023 Structure of Other Disaster Rescues and Service Works



2.10 The Statistics of Other Business Performance

In 2023, there were in total of 2,945 cases for Other Business Performance. Comparing with last year, the number of seized cases increased by 899 cases or 43.9%, mainly due to the increase of 698 cases of Dealing with Violation of Vessel and Fishery Management Cases because of cooperating with the revision and implementation of the Fishing Vessel Crew Management Regulations, which require fishing vessels of 24 meters or more in length operating in restricted waters (waters within the exclusive economic zone of the Republic of China) to be equipped with fishing, navigation and engineering personnel, cadres and crew in accordance with the regulations from December 2022, resulting in an increase of 573 cases of insufficient crew and cadres when fishing vessels left ports.

To make an observation by handled sector, it is found that the Fleet Branch seized 892 cases as the most, accounting for 30.3%, among which Respond to Incidents while Conducting Operations or Carrying Out Projects, such as implementation of the Fishing Rights Protection and Exclusive Economic Zone Patrol (497 cases) were the major. The Southern Branch seized 791 cases, accounting for 26.9%, among which Dealing with Violation of Vessel and Fishery Management Cases (690 cases) was the major. the Kinmen-Matsu-Penghu Branch seized 649 cases, accounting for 22.0%, among which Dealing with Violation of Vessel and Fishery Management Cases (616 cases) was the major.

For additional cross-category cases statistics, among total 2,955 cases for Other Business Performance in 2023, the top three categories were as follows: 1,659 cases of Dealing with Violation of Vessel and Fishery Management Cases as the most, accounting for 56.1%, 647 cases of Others (256 cases of Banning Trespass Non-Fishing Vessels, 189 cases of Persons under Entry Management Found by Security Inspection, and 109 cases of Seizure of Undocumented Migrant Workers Cases included) as the second, accounting for 21.9%, and 501 Cases of Respond to Incidents while Conducting Operations or Carrying Out Projects (379 cases of Fishing Rights Protection and Exclusive Economic Zone Patrol included) as the third, accounting for 17.0%.

Figure 2.20 The Statistics of Other Business Performance

